


**E'**  
**ARRIVATA**  
**LA**  
**PRIMAVERA**






C	O	L	O	M	B	A



U	O	V	O	D	I

P	A	S	Q	U	A



C	A	M	P	A	N	A

RIPASSA LE PAROLE TRATTEGGIATE E COPIALE NELLE CASELLE.

# LE PAROLE DELLA PASQUA



**CESTINO**

---



**FIOCCO**

---



**COLOMBA**

---



**PACE**

---

# LE PAROLE DELLA PASQUA



**UOVO**

---



**CONIGLIO**

---



**AGNELLO**

---



**CAMPANE**


---

# LE PAROLE DELLA PASQUA



**CESTINO**

---



**FIOCCO**

---



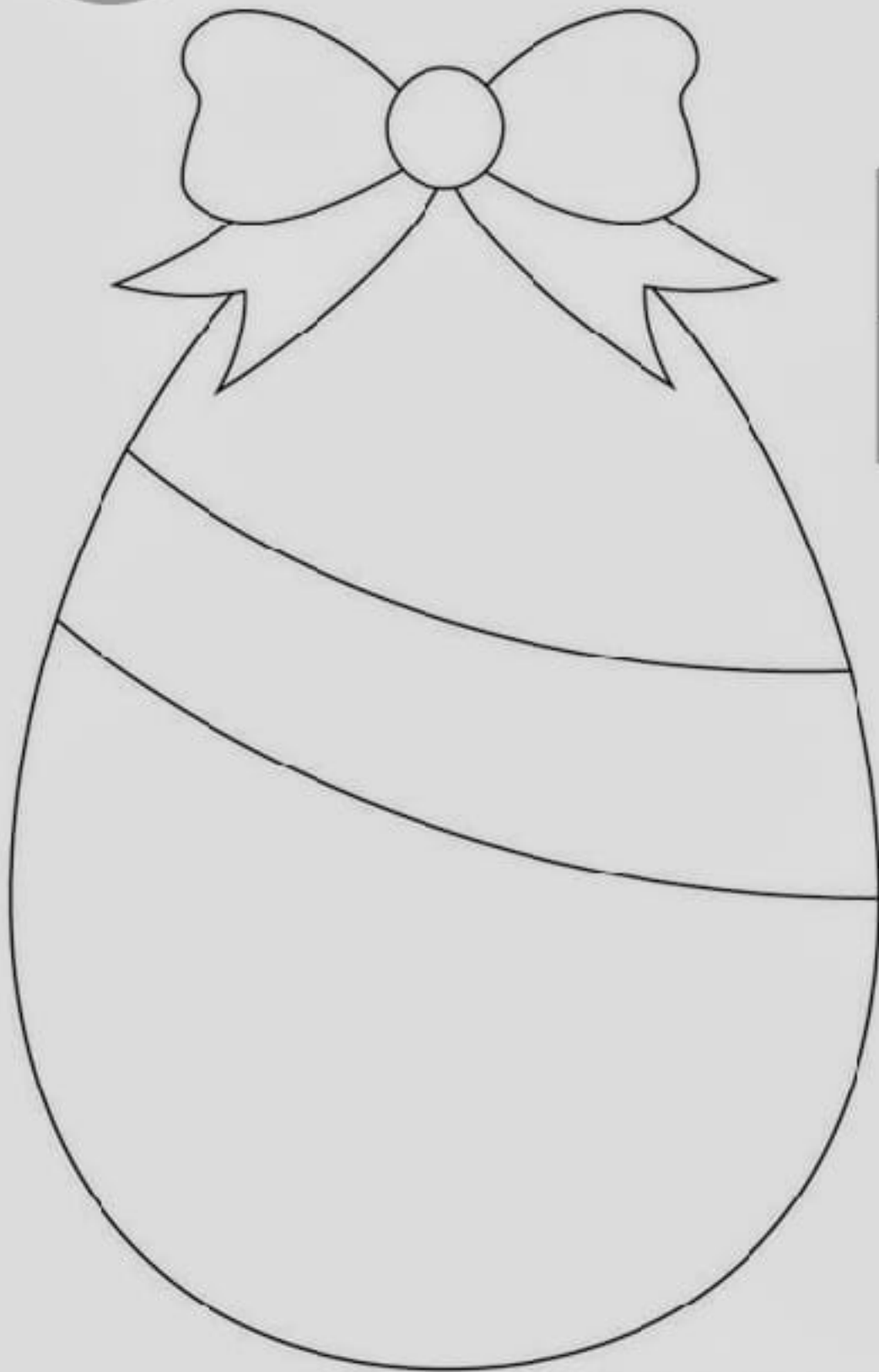
**COLOMBA**

---



**PACE**

---



U	O	V	O

D	I

P	A	S	Q	U	A

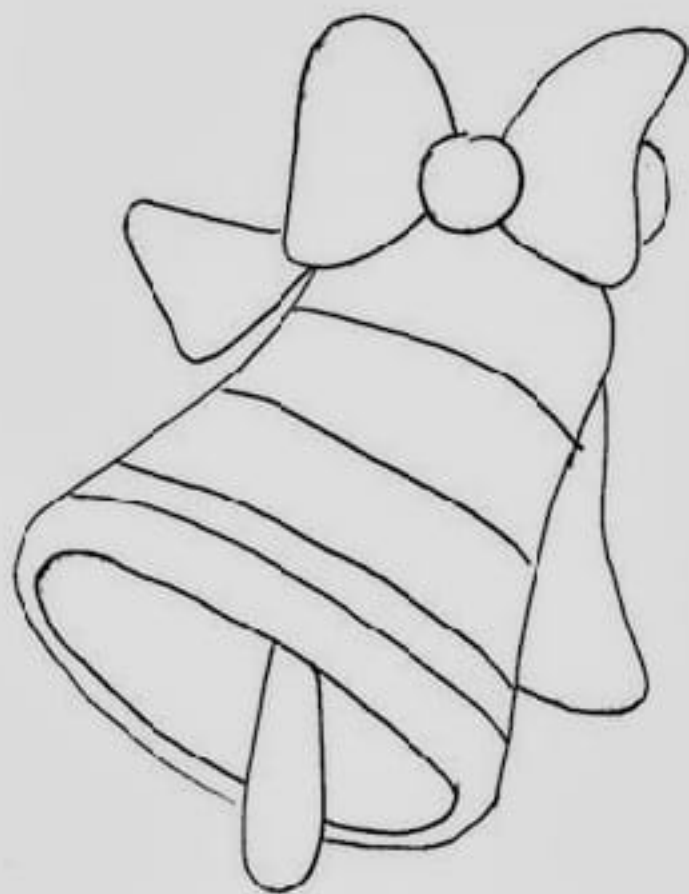


RIPASSA LE PAROLE TRATTEGGIATE E COPIALE NELLE CASELLE

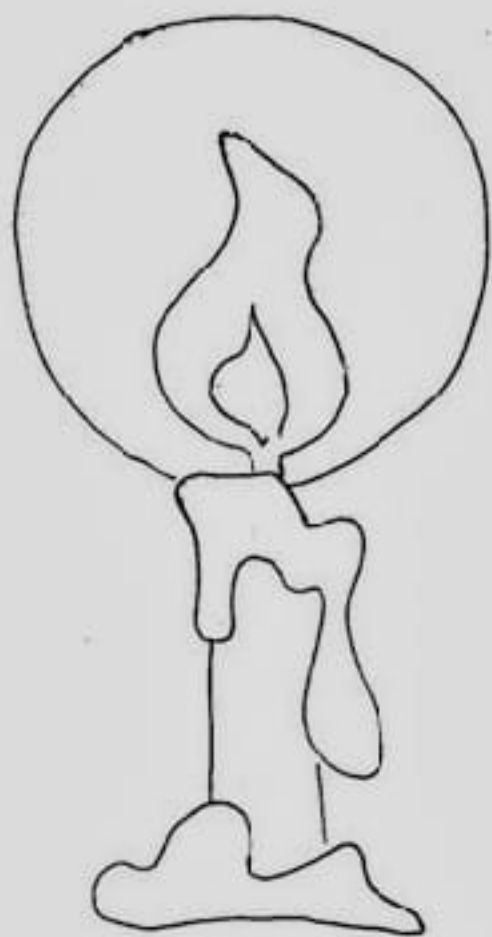


Pasqua e'


PACE



GIOIA



LUCE



VITA

LE PAROLE DELLA PASQUA



UOVO



CONIGLIO



PULCINO



AGNELLO



COLOMBA




CAMPANA










LE PAROLE  
DI PASQUA




## TANTI QUANTI



**Attività:** Sotto ad ogni uovo, colora tanti cerchietti quanti sono gli elementi contenuti al suo interno. Sai che cosa sono i segni dentro i cerchietti?

**Obiettivo:** Primo approccio ai numeri. Riconoscere simboli pasquali.





C	O	L	O	M	B	A




RIPASSA LE PAROLE TRATTEGGIATE E COPIALE NELLE CASELLE








# COLORA IL CONIGLIETTO DI PASQUA E GLI OVETTI



# Buona Pasqua




tuttodisegni.com

TUTTODISEGNI.COM




Buona  
Pasqua!


tuttodisegni.com







## L'uovo di Pasqua



Ob: comprendere usanze pasquali. Attività grafiche e manipolative.

Att: colora con i pennelli il fiocco e dopo aver ritagliato tanti pezzetti di carta lucida, ricopri l'intera superficie dell'uovo.